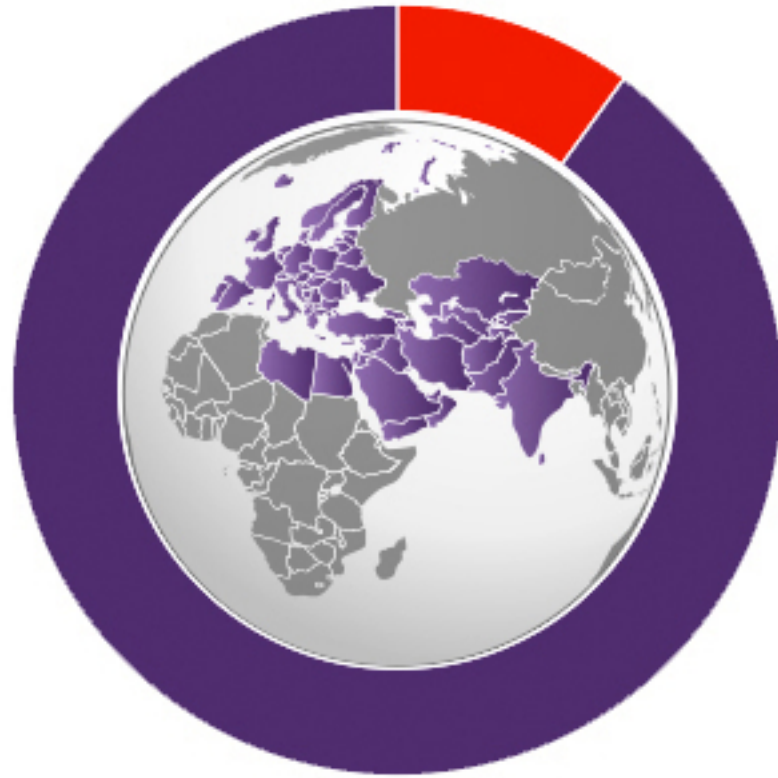


YOUR DNA RESULTS FROM THE PAST

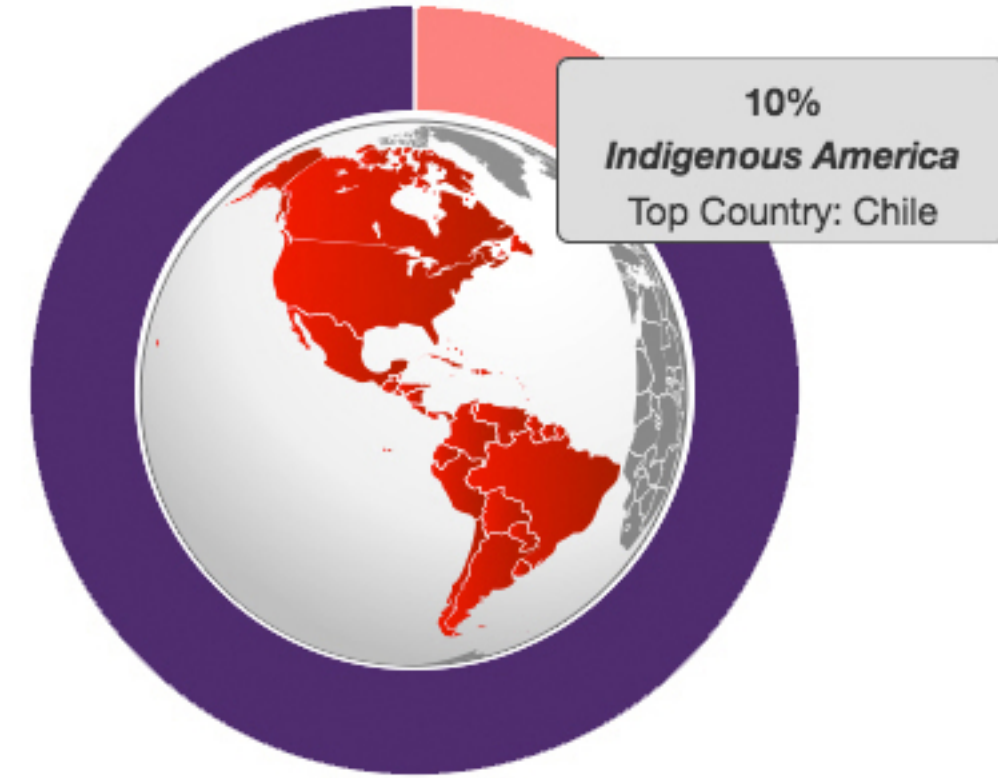


POPULATION GROUPS

We tested your DNA and compared it to 4 different ancient population groups. Click each population group to see your Past and Present results.

- 1) European
- 2) Indigenous American
- 3) East Asian
- 4) Sub-Saharan African

YOUR DNA RESULTS FROM TODAY



REGION & COUNTRY CONNECTIONS

We tested your DNA and compared it to modern population groups. Then, we compared your DNA to specific countries within each of the defined regions.

COMMON HAPLOGROUPS

By analyzing inherited DNA patterns, it is possible to trace human migration routes including [maternal](#) and [paternal](#) lineage.

The following are common haplogroups found in each of the 4 population groups:

EUROPE

Maternal: I & J
Paternal: R1b & J1

EAST ASIA

Maternal: M & B
Paternal: O3 & D1

SUB-SAHARAN AFRICA

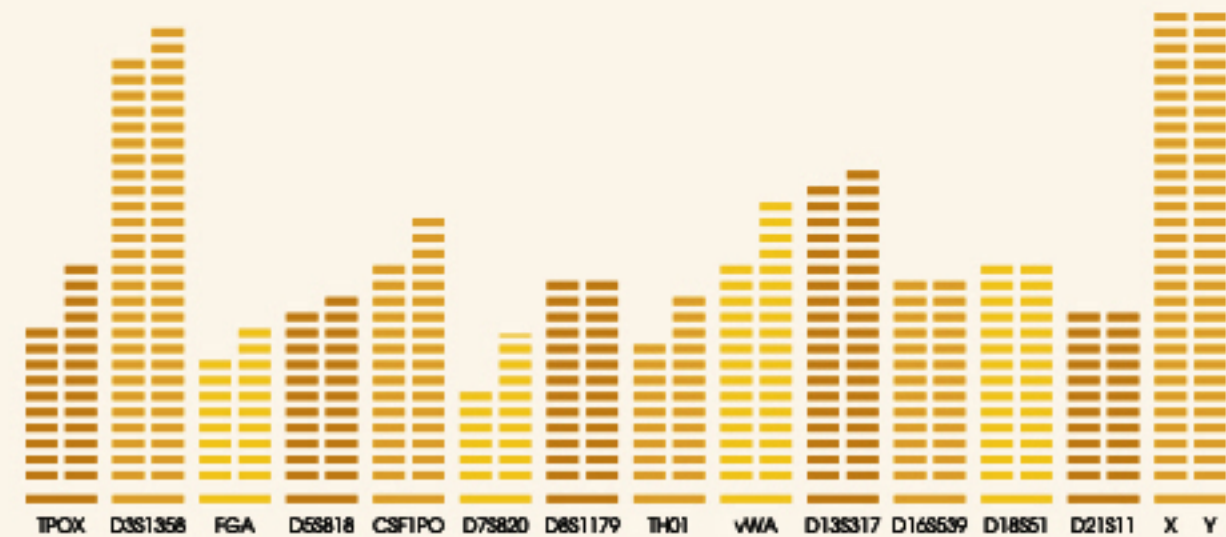
Maternal: H, H, H, H, H
Paternal: T, T, T, T, T, T

INDIEGENOUS AMERICAS

Maternal: A & C
Paternal: C3 & Q

YOUR DNA PROFILE

Each set of vertical bars represent your actual allele values for each loci tested. There are two sets, one for each allele value. [Click to enlarge](#) this graphic representation of your DNA profile.



 **DOWNLOAD RESULTS**

 **DOWNLOAD MANUAL**